

Buying Guide



Warewashers have become increasingly sophisticated with technological advancements to optimise wash performance, whilst improving efficiency and energy consumption.

There is a wide variety of different machine options available: the most important element is to identify the right machine with the right specification for your application and the space available. The ranges vary from compact, under-counter front loading glass and dishwashers to the more powerful and faster hood type machines as well as pass through rack and flight machines. Ideally you should have separate machines for glass and crockery washing, but there are machines that can tackle both.

Energy efficiency is a high priority - certain models now have innovative energy saving features and higher specification levels that make the machines much more economical to run on a day to day basis and save considerable costs in labour too.

When buying a unit consider the cost of ownership and not just the purchase price (purchase costs + running costs + life expectancy) - machines with better specification levels that cost that little bit more are well worth the investment for the long term and for vital food safety too.

Warewashing equipment is usually in continual use throughout the day and is a vital part of food safety and an operation's overall service and presentation, so ensuring you get the right machine for the job is crucial, but also check the whole wash area works as efficiently as possible too. With this in mind, look at our comprehensive range of stainless steel tabling to complement all warewashing models for efficient loading and unloading.

Advantages

- Innovations include programmes which eliminate the need for manual pre-washing, with adjustable cycle times and variable water pressures to allow operators to change the programme according to the level of soiling and fluctuations during peak service times, giving improved productivity and flexibility.
- Water saving features help reduce running costs, plus comprehensive filtration systems help keep the wash water cleaner for longer, saving energy needed to heat new water and reduce the need for more chemicals too.
- Diagnostic monitoring can help ensure the equipment operates at its best, especially relevant in light of potential new regulations that will require caterers to ensure the hygienic operation of their machines, ensuring they operate at their optimum temperature for hygienic cleaning.

Advantages

By choosing the right model and maintaining it, you can expect it to last around 5-10 years.

- **Capacity** - Think of the maximum number of covers it will need to cope with. Plan ahead to ensure it is suitable for current demand and peaks plus any future plans for expansion - think of the long term investment. Adding specific baskets that take tall glasses or large trays can maximise the productivity and capacity and reduce operating times.
- **Build quality and reliability** - Price is a key consideration but don't go down the cheapest route, choose a leading commercial brand. Higher purchase prices are usually justified due to higher grade components for a longer life and better results too. A full manufacturer's warranty, spare parts availability and good after sales service, including a maintenance contract, are advised.
- **Operational features** - Double skinned construction to minimise noise levels and reduce heat loss. Optional drain heat recovery units that use waste water to heat the fresh incoming water, reducing the amount of energy used. Energy standby features that allow water temperatures to drop and be maintained at safe (but lower) temperatures in periods when the machine isn't being used. Lower rinse water consumption and smaller wash tanks for greater economic performance, reducing electric, water and chemical usage without compromising on hygiene or results. Integral water softeners (or consider machines that use reverse osmosis) to combat limescale build-up and help prolong the life of the machine and maintain wash results. Peristaltic auto-dosing pumps to ensure correct chemicals usage. Insulated rinse boilers to reduce heat loss and running costs.

Key to icons



Water Softener Included



Drain Pump Included



13 Amp
Plug and go!



Hardwired
Hard wiring required



Gas



Stainless Steel Construction



Warranty

G350P 



- 350mm square basket
- Maximum output of 30 racks per hour
- Drain pump
- External Dimensions: 410 W 517 D 644 H
- On Site Warranty

1 YEAR WARRANTY   

UG411DUK 



The Smeg UG411DUK provides all the features needed from a Glasswasher, at an affordable price. Detergent and rinse aid dispensers and a triple stage filter system all ensure excellent cleaning results, with fully skinned and insulated construction providing energy efficiency.

- 400mm basket
- Electronic controls with 7 programs
- External Dimensions: 488 W 530 D 705 H
- Up to 60 baskets per hour
- Usable loading height 300mm
- On Site Warranty

1 YEAR WARRANTY   

P35 



- 350mm square basket
- 30 basket per hour output
- 120 second cycle time
- External Dimensions: 420 W 495 D 645 H
- On Site Warranty

1 YEAR WARRANTY  

G400 



- 400mm square basket
- Maximum output of 30 racks per hour
- 2 minute cycle time
- External Dimensions: 450 W 517 D 760 H
- On Site Warranty

1 YEAR WARRANTY  

SG4E2 



- 400mm square basket
- Maximum output of 30 racks per hour
- 2 wash cycles
- External Dimensions: 460 W 521 D 680 H
- On Site Warranty

1 YEAR WARRANTY   

P41B 



- 400mm square basket
- 30 basket per hour output
- 120 second cycle time
- External Dimensions: 470 W 535 D 710 H
- On Site Warranty

1 YEAR WARRANTY   

UG405DSUK 



- 400mm basket
- Up to 40 baskets per hour
- Integral water softener
- External Dimensions: 440 W 530 D 710 H
- On Site Warranty

1 YEAR WARRANTY    

LB215 



- 400mm square basket
- Maximum output of 30 racks per hour
- 2 minute cycle time
- External Dimensions: 460 W 520 D 635 H
- On Site Warranty

1 YEAR WARRANTY  

402082 



- 400mm square basket
- Max 30 racks/hr
- 120 second cycle time
- External Dimensions: 456 W 495 D 700 H
- On Site Warranty

2 YEAR WARRANTY    

Glasswashers

LB215DP

COMENDA
PROFESSIONAL



- 400mm square basket
- Maximum output of 30 racks per hour
- 2 minute cycle time
- External Dimensions: 460 W 520 D 635 H
- On Site Warranty



G400P

CLASSEQ



- 400mm square basket
- Maximum output of 30 racks per hour
- Drain pump
- External Dimensions: 450 W 517 D 760 H
- On Site Warranty



X40BD

sammic



- 400mm square basket
- Maximum output of 30 racks per hour
- 120, 130 and 180 second cycle times
- External Dimensions: 470 W 535 D 670 H
- On Site Warranty



G400DUO

CLASSEQ



- 400mm square basket
- Maximum output of 40 racks per hour
- Drain pump
- External Dimensions: 470 W 517 D 760 H
- On Site Warranty



402115

Electrolux



- 400mm square basket
- Max 30 racks/hr
- 120 second cycle time
- External Dimensions: 460 W 565 D 715 H
- On Site Warranty



UG505DUK

smeg
FOODSERVICE



- 500mm basket
- Up to 40 baskets per hour
- 3 programs - 90/150/240 seconds
- External Dimensions: 580 W 600 D 820 H
- On Site Warranty



UG405DUK

smeg
FOODSERVICE



Part of the growing range of Smeg Warewashing solutions, this model offers high quality at an affordable price. An insulated double skinned door helps to keep energy usage to a minimum and a self diagnostic system with fault warning offers peace of mind.

- 400mm basket
- 3 programs - 90/150/240 seconds
- Rinse aid & detergent dispensers
- Four stage filter system
- External Dimensions: 440 W 530 D 710 H
- Up to 40 baskets per hour
- Usable loading height 310mm
- Drain pump
- Insulated double skinned door
- On Site Warranty



UG505DSUK

smeg
FOODSERVICE



- 500mm basket
- Up to 40 baskets per hour
- Integral water softener
- External Dimensions: 580 W 600 D 820 H
- On Site Warranty



UG511DSUK

smeg
FOODSERVICE



- 500mm basket
- Up to 60 baskets per hour
- Integral water softener
- External Dimensions: 600 W 600 D 820 H
- On Site Warranty



Glasswashers & Undercounter Dishwashers

T: 01296 663 400
E: sales@rhhall.com
W: www.rhhall.com

Warewashing

UC-ME **winterhalter**



- 500mm square basket
- Maximum output of 48 racks per hour
- 1 phase
- External Dimensions: 600 W 657 D 715 H
- On Site Warranty

1 YEAR WARRANTY   

D400P **CLASSEQ**



Compact, front loading and with simple 2 button controls for consistently clean results, the D400 is the perfect dishwasher where space is limited. A 400mm basket holds 9 full-sized plates and a 3 minute wash cycle is capable of cleaning up to 180 plates per hour. The drain pump supplied on the D400P is essential where the drainage is either higher than the machines waste outlet, or has to be pumped to a stand pipe.

- 400mm square basket
- Drain pump
- Hot or cold water feed
- Built in chemical pumps
- External Dimensions: 450 W 517 D 760 H
- Maximum output of 20 racks per hour
- 3 minute cycle time
- External break tank required
- Noise reducing double skinned door
- On Site Warranty

1 YEAR WARRANTY  

G500 **CLASSEQ**



- 500mm square basket
- Maximum output of 40 racks per hour
- 2 minute cycle time
- External Dimensions: 550 W 605 D 830 H
- On Site Warranty

1 YEAR WARRANTY 

G500DUO **CLASSEQ**



- 500mm square basket
- Maximum output of 40 racks per hour
- Drain pump
- External Dimensions: 570 W 605 D 830 H
- On Site Warranty

2 YEAR WARRANTY  

G500DUO/WS **CLASSEQ**



- 500mm square basket
- Maximum output of 40 racks per hour
- Internal softener
- External Dimensions: 570 W 605 D 830 H
- On Site Warranty

2 YEAR WARRANTY   

HB35R **COMENDA PROFESSIONAL**



- 500mm square basket
- Max 40/60 racks/hr
- Multipower
- External Dimensions: 600 W 600 D 720 H
- On Site Warranty

2 YEAR WARRANTY  

PG808013A **Miele**



- Freestanding
- 2 baskets
- 9 programmes
- External Dimensions: 598 W 600 D 845 H
- On Site Warranty

1 YEAR WARRANTY  

PG8080U13A **Miele**



- Built under
- 2 baskets
- 9 programmes
- External Dimensions: 598 W 600 D 805 H
- On Site Warranty

1 YEAR WARRANTY  

PG808032A **Miele**



- Freestanding
- 2 baskets
- 9 programmes
- External Dimensions: 598 W 600 D 845 H
- On Site Warranty

1 YEAR WARRANTY   

Undercounter Dishwashers

PG8082SCiXXL

Miele



- Semi integrated
- 2 baskets
- 9 programmes
- External Dimensions: 598 W 570 D 845 H
- On Site Warranty



PG8083SCViXXL

Miele



- Fully integrated
- 2 baskets
- 9 programmes
- External Dimensions: 598 W 570 D 845 H
- On Site Warranty



LF324

COMENDA
PROFESSIONAL



- 500mm basket
- Max 30 racks/hr
- Hot or cold feed
- External Dimensions: 600 W 600 D 820 H
- On Site Warranty



D400

CLASSEQ



- 400mm square basket
- Maximum output of 20 racks per hour
- 3 minute cycle time
- External Dimensions: 450 W 517 D 760 H
- On Site Warranty



UD505DUK

smeg
FOODSERVICE



- 500mm basket
- Up to 40 baskets per hour
- 3 programs - 90/150/240 seconds
- External Dimensions: 580 W 600 D 820 H
- On Site Warranty



UD505DSUK

smeg
FOODSERVICE



- 500mm basket
- Up to 40 baskets per hour
- Integral water softener
- External Dimensions: 580 W 600 D 820 H
- On Site Warranty



UD511DUK

smeg
FOODSERVICE



Part of the new Smeg Toplevel range, the UD511DUK has a wide range of features that ensure great results, time and time again. Multi phase electrics can be easily changed on site, allowing for operation from a variety of power levels.

- 500mm basket
- Electronic controls with 7 programs
- Detergent and rinse aid dispensers
- Fully double skinned & insulated
- Self cleaning cycle
- External Dimensions: 600 W 600 D 820 H
- Up to 60 baskets per hour
- Usable loading height 415mm
- Drain pump & triple stage filter system
- Self diagnosis system with fault warning
- Rinse booster pump & break tank
- On Site Warranty



PG8056SS

Miele



- 5 minute cycle time
- Up to 40 cycles a day
- Stainless Steel finish
- External Dimensions: 598 W 580 D 835 H
- On Site Warranty



PG8058

Miele



- 13 wash programmes
- 5 minute cycle time
- Stainless Steel finish
- External Dimensions: 598 W 598 D 835 H
- On Site Warranty



Undercounter Dishwashers

T: 01296 663 400
E: sales@rhhall.com
W: www.rhhall.com

Warewashing

PG8059SS

Miele



- 13 wash programmes
- 83°C final rinse temperature
- Stainless Steel finish
- External Dimensions: 598 W 598 D 835 H
- On Site Warranty



LF321

COMENDA
PROFESSIONAL



- 500mm square basket
- Max 30 racks/hr
- No class 'A' air gap
- External Dimensions: 600 W 600 D 820 H
- On Site Warranty



502033

Electrolux



The 'Green & Clean' 502033 dishwasher includes a built in atmospheric boiler to raise water input at 50°C to a minimum of 84°C for sanitizing, with no need for an external booster. The 'Wash Safe Control' feature confirms that all items have been rinsed correctly at the end of each cycle.

- 500mm square basket
- Green and Clean
- Wash safe control
- Drain, detergent & rinse aid pumps
- External Dimensions: 600 W 612 D 850 H
- Max 40 racks per hour
- Double skinned
- Hot/cold feed
- 5.35kW
- On Site Warranty



P50B

sammic



- 500mm square basket
- 20 baskets per hour output
- 180 second cycle time
- External Dimensions: 600 W 630 D 835 H
- On Site Warranty



SD5ECBT2

BLUE SEAL



- 500mm square basket
- Max 30 racks per hour
- 2 wash cycles
- External Dimensions: 600 W 620 D 820 H
- On Site Warranty



D500

CLASSEQ



- 500mm square basket
- Maximum output of 20 racks per hour
- 3 minute cycle time
- External Dimensions: 550 W 605 D 830 H
- On Site Warranty



UC-LE

winterhalter



- 500mm square basket
- Maximum output of 48 racks per hour
- 1 phase
- External Dimensions: 600 W 657 D 810 H
- On Site Warranty



D500P

CLASSEQ



- 500mm square basket
- Maximum output of 20 racks per hour
- Drain pump
- External Dimensions: 550 W 605 D 830 H
- On Site Warranty



LF324A

COMENDA
PROFESSIONAL



- 500mm basket
- Max 30 racks/hr
- Hot or cold feed
- External Dimensions: 600 W 620 D 820 H
- On Site Warranty




Undercounter Dishwashers

UD511DSUK 







- 500mm basket
- Up to 60 baskets per hour
- Integral water softener
- External Dimensions: 600 W 600 D 820 H
- On Site Warranty

X60B 



- 500mm square basket
- Up to 30 baskets per hour output
- 120, 150 and 180 second cycle times
- External Dimensions: 600 W 630 D 835 H
- On Site Warranty

502063 



- 500mm square basket
- Max 40 racks per hour
- Green and Clean
- External Dimensions: 600 W 612 D 850 H
- On Site Warranty

D500DUO 



- 500mm square basket
- Maximum output of 20 racks per hour
- Drain & rinse booster pump
- External Dimensions: 570 W 605 D 830 H
- On Site Warranty

HF45R 



- 500mm square basket
- Max 40/60 racks/hr
- Multipower
- External Dimensions: 600 W 600 D 820 H
- On Site Warranty

D500DUO/WS 



- 500mm square basket
- Maximum output of 20 racks per hour
- Internal softener
- External Dimensions: 570 W 605 D 830 H
- On Site Warranty

UD512DUK 



This high output undercounter dishwasher bridges the gap for users not able to invest their money or space in a full passthrough system. The ability to accept 2x 500mm baskets can mean double the output of a traditional undercounter model, as well as including all the key features of the Smeg Foodservice Warewashing range.

- 2 x 500mm basket
- Electronic controls with 7 programs
- External Dimensions: 600 W 600 D 820 H
- Up to 120 baskets per hour
- Usable loading height 415mm
- On Site Warranty

HF45RA 



- 500mm square basket
- Max 40/60 racks/hr
- Multipower
- External Dimensions: 600 W 600 D 820 H
- On Site Warranty

UD512DSUK 



- 2 x 500mm basket
- Up to 120 baskets per hour
- Integral water softener
- External Dimensions: 600 W 600 D 820 H
- On Site Warranty

HTY511DUK 



- 500mm basket
- Up to 60 baskets per hour
- Electronic controls with 7 programs
- External Dimensions: 620 W 736 D 1530/2102 H
- On Site Warranty

1 YEAR WARRANTY   

LC411 



- 500mm square basket
- 30 racks/hr
- Hot or cold feed
- External Dimensions: 720 W 750 D 1470 H
- On Site Warranty

1 YEAR WARRANTY  

505103 



- 500mm square basket
- Max 80 racks per hour
- 3 phase (convertible to 1 phase)
- External Dimensions: 746 W 755 D 1549 H
- On Site Warranty

2 YEAR WARRANTY   

HTY511DSUK 



- 500mm basket
- Up to 60 baskets per hour
- Integral water softener
- External Dimensions: 620 W 736 D 1530/2102 H
- On Site Warranty

1 YEAR WARRANTY    

DISHWASH SOLUTIONS 



Part of the unique Simply Stainless Modular Fabrications system, a range of accessories to suit leading warewashing products. Including cleans and dirties tables in a variety of sizes as well as basket cassettes and pre rinse sprays. All available off the shelf for Next Day Delivery as standard! Contact our Sales Team for more details...

- **SS07** - 'Cleans' outlet bench, 1200/1650mm wide, Suits leading commercial dishwashers
- **SS08** - 'Dirties' inlet bench, 1200/1650mm wide, Suits leading commercial dishwashers
- **SS09** - 'Dirties' inlet bench, 1200/1650mm wide, Suits leading commercial dishwashers
- **SS36DBC** - Accepts 4 x 500 x 500mm dishwasher baskets, Easy to fit bolt on accessory
- **SSAJPR30** - Deck mounted pre rinse spray, To fit all Simply Stainless sinks, Twin pedestal

X100C 



- 500mm square basket
- Up to 60 baskets per hour output
- 60, 120 and 180 second cycle times
- External Dimensions: 640 W 756 D 1920 H
- On Site Warranty

2 YEAR WARRANTY   

PT-ME 



- 500mm square basket
- Maximum output of 48 racks per hour
- 3 phase
- External Dimensions: 635 W 750 D 1515 H
- On Site Warranty

1 YEAR WARRANTY    

505105 



- 500mm square basket
- Max 80 racks per hour
- 3 phase
- External Dimensions: 746 W 755 D 1549 H
- On Site Warranty

2 YEAR WARRANTY     

LC411MADP 



- 500mm square basket
- 30 racks/hr
- Internal softener
- External Dimensions: 720 W 750 D 1470 H
- On Site Warranty

1 YEAR WARRANTY    

Passthrough Dishwashers

LC700 



- 500mm square basket
- 40 racks/hr
- 1 or 3 phase
- External Dimensions: 625 W 760 D 1460 H
- On Site Warranty

1 YEAR WARRANTY  

LC900 



- 500mm square basket
- 48 racks/hr
- 1 or 3 phase
- External Dimensions: 625 W 760 D 1460 H
- On Site Warranty


1 YEAR WARRANTY  


HTY505D 






- 500mm basket
- Up to 40 baskets per hour
- 3 programs - 90/150/240 seconds
- External Dimensions: 620 W 736 D 1530/2102 H
- On Site Warranty

1 YEAR WARRANTY   

LC900DP 



- 500mm square basket
- 48 racks/hr
- 1 or 3 phase
- External Dimensions: 625 W 760 D 1460 H
- On Site Warranty

1 YEAR WARRANTY   

P500A-30 



- 500mm square basket
- Max 40 racks/hr
- Class 'A' air gap
- External Dimensions: 630 W 720 D 1520/1960 H
- On Site Warranty

1 YEAR WARRANTY   

504257 



- 500mm square basket
- Max 80 racks per hour
- 3 phase
- External Dimensions: 746 W 755 D 1567 H
- On Site Warranty

2 YEAR WARRANTY    

CWC631SDE-1 



This double skinned hood type dishwasher can accept a 600mm or 500mm square basket and also includes an integral water softener. Electronic controls with 7 programmes are capable of an output of up to 72 baskets per hour - perfect for sites dealing with large volumes of crockery on a regular basis. This model also includes an energy saving heat exchange system.

- 600x500mm or 500x500mm basket
- Up to 72 baskets per hour
- Electronic controls with 7 programs
- Double skinned & insulated
- External Dimensions: 734 W 760 D 1580/2000 H
- On Site Warranty

1 YEAR WARRANTY    

P500A-12-WSD 



- 500mm square basket
- Max 40 racks/hr
- Class 'A' air gap
- External Dimensions: 630 W 720 D 1520/1960 H
- On Site Warranty

1 YEAR WARRANTY    

LC1200 



- 500mm square basket
- 65 racks/hr
- 1 or 3 phase
- External Dimensions: 625 W 760 D 1460 H
- On Site Warranty

1 YEAR WARRANTY  

Passthrough Dishwashers & Cutlery Polishers

T: 01296 663 400
E: sales@rhhall.com
W: www.rhhall.com

Warewashing

HTY611DUK 



- 600x500mm or 500x500mm basket
- Up to 60 baskets per hour
- Electronic controls with 7 programs
- External Dimensions: 730 W 760 D 1520/2040 H
- On Site Warranty

1 YEAR WARRANTY  

P500A-22-WSD 



Designed for intensive use, the P500A-22-WSD is capable of washing up to 720 plates per hour. Reduced water consumption via the 39 litre wash tank ensures minimised running costs. A removable front panel allows excellent service access.

- 500mm square basket
- Class 'A' air gap
- Hot or cold feed
- Drain & rinse booster pump
- External Dimensions: 630 W 720 D 1520/1960 H
- Max 40 racks/hr
- 1.5/3/5 min cycle
- 3 phase
- Rinse aid & detergent pumps
- On Site Warranty

1 YEAR WARRANTY    

C800EDP 



- 500mm basket
- Max 48 racks/hr
- Hot or cold fill
- External Dimensions: 720 W 750 D 1470 H
- On Site Warranty

2 YEAR WARRANTY   

C1000E 



- 500mm basket
- Max 55 racks/hr
- Internal class 'A' air gap
- External Dimensions: 625 W 760 D 1460 H
- On Site Warranty

2 YEAR WARRANTY  

P500A-22-D 



- 500mm square basket
- Max 40 racks/hr
- Class 'A' air gap
- External Dimensions: 630 W 720 D 1520/1960 H
- On Site Warranty

1 YEAR WARRANTY   

C1000EDP 



- 500mm basket
- Max 55 racks/hr
- 1 or 3 phase
- External Dimensions: 625 W 760 D 1460 H
- On Site Warranty

2 YEAR WARRANTY   

C1300E 



- 500mm basket
- Max 72 racks/hr
- 1 or 3 phase
- External Dimensions: 625 W 760 D 1460 H
- On Site Warranty

2 YEAR WARRANTY  

SAM-3001 



- 3000 pieces per hour output
- Dries, polishes and removes lime scale
- Fully automatic
- External Dimensions: 489 W 652 D 412 H
- On Site Warranty

1 YEAR WARRANTY  

SAS-5001 



- 5000-8000 pieces per hour output
- Dries, polishes and removes lime scale
- Fully automatic
- External Dimensions: 630 W 800 D 783 H
- On Site Warranty

1 YEAR WARRANTY  